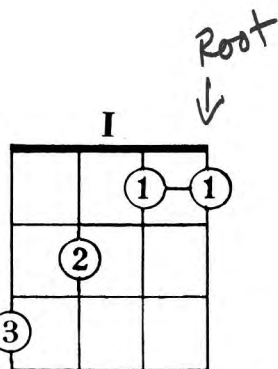
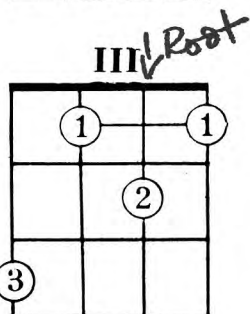


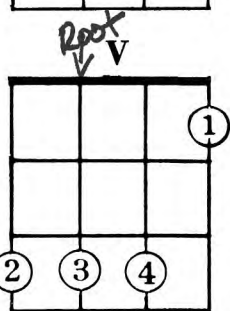
## The Major Chords



Frets	1	2	3	4	5	6	7	8	9	10
Chords	B $\flat$	B	C	C $\sharp$ or D $\flat$	D	E $\flat$	E	F	F $\sharp$ or G $\flat$	G



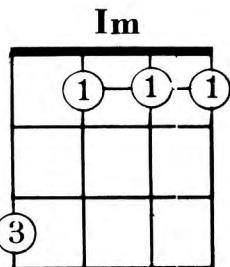
Frets	1	2	3	4	5	6	7	8	9	10
Chords	F $\sharp$ or G $\flat$	G	A $\flat$	A	B $\flat$	B	C	C $\sharp$ or D $\flat$	D	E $\flat$



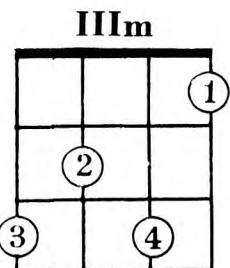
Frets	1	2	3	4	5	6	7	8	9	10
Chords	E $\flat$	E	F	F $\sharp$ or G $\flat$	G	A $\flat$	A	B $\flat$	B	C

Note: Each Form must be thoroughly mastered before proceeding to the next.

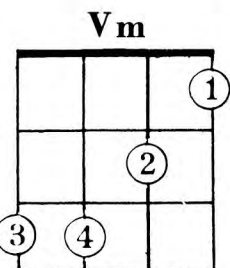
## The Minor Chords



Frets	1	2	3	4	5	6	7	8
Chords	B $\flat$ m	Bm	Cm	D $\flat$ m or C $\sharp$ m	Dm	E $\flat$ m or D $\sharp$ m	Em	Fm



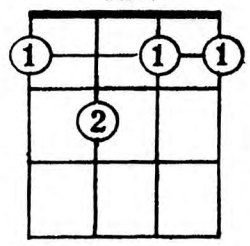
Frets	1	2	3	4	5	6	7	8
Chords	Gm	A $\flat$ m or G $\sharp$ m	Am	B $\flat$ m	Bm	Cm	C $\sharp$ m or D $\flat$ m	Dm



Frets	1	2	3	4	5	6	7	8
Chords	E $\flat$ m or D $\sharp$ m	Em	Fm	G $\flat$ m or F $\sharp$ m	Gm	A $\flat$ m or G $\sharp$ m	Am	B $\flat$ m

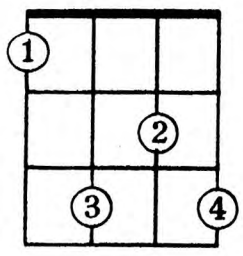
# THE SEVENTH CHORDS

## I<sup>7</sup>



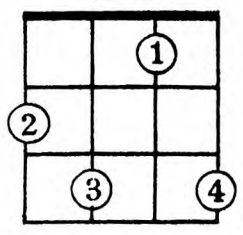
Frets	1	2	3	4	5	6	7	8	9	10	11
Chords	B <sup>b</sup> 7	B7	C7	C <sup>#</sup> 7 D <sup>b</sup> 7	D7	E <sup>b</sup> 7	E7	F7	F <sup>#</sup> 7 G <sup>b</sup> 7	G7	A <sup>b</sup> 7 G <sup>#</sup> 7

## III<sup>7</sup>



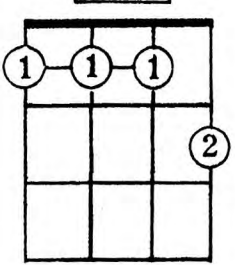
Frets	1	2	3	4	5	6	7	8	9	10	11
Chords	A <sup>b</sup> 7	A7	B <sup>b</sup> 7	B7	C7	D <sup>b</sup> 7 C <sup>#</sup> 7	D7	E <sup>b</sup> 7	E7	F7	F <sup>#</sup> 7 G <sup>b</sup> 7

## V<sup>7</sup>



Frets	1	2	3	4	5	6	7	8	9	10	11
Chords	F7	F <sup>#</sup> 7 G <sup>b</sup> 7	G7	G <sup>#</sup> 7 A <sup>b</sup> 7	A7	B <sup>b</sup> 7	B7	C7	C <sup>#</sup> 7 D <sup>b</sup> 7	D7	E <sup>b</sup> 7

## VII<sup>7</sup>



Frets	1	2	3	4	5	6	7	8	9	10	11
Chords	D <sup>b</sup> 7 C <sup>#</sup> 7	D7	E <sup>b</sup> 7	E7	F7	F <sup>#</sup> 7 G <sup>b</sup> 7	G7	A <sup>b</sup> 7 G <sup>#</sup> 7	A7	B <sup>b</sup> 7	B7

The Roman Numerals indicate the chordal-tone found on the first string

